

celebrate Shavuot at home!

# The Kids SHAVUOT Tool Box



Hey kids,

Are you ready to receive the greatest gift of your lifetime? It's **the Torah!**

On Shavuot, Hashem gives each of us a precious inheritance to treasure and to keep. The Torah is full of wisdom, teaching us how to live our lives as Jews and do what Hashem wants. This year, for the very first time, we can't all celebrate Shavuot by going to synagogue and hearing the Ten Commandments. Instead, we'll celebrate this special holiday at home, using everything inside this toolbox!

**Here's what's inside:**

**Game: Shavuot Ups & Downs**  
**Edible Craft How-To: Mini Mountains**  
**Challenge: 10 Commandments**  
**Story: Kid Power**  
**Special Mission: Kids Torah**  
**Holiday Missions: Celebrate Shavuot**  
**Holiday Treat**

# Shavuot UPS & DOWNS

When the Jews left Egypt, they were filled with excitement. In 49 days, they were going to receive the Torah! They counted each day as it passed; they couldn't wait until that special moment. When Shavuot finally came, they said together, "Naaseh V'nishma! We will do and we will listen!" They were ready to do all the mitzvot that Hashem gives us in the Torah, even before understanding them. The word "Shavuot" means "weeks," because on Shavuot we finish the 7 weeks of counting down from Passover to Shavuot. Are you excited to receive the Torah?

### You will need:

- A dice
- Game pieces
- 2-4 players

### How to play:

Roll the dice and move your game piece to make your way from the desert to Mt. Sinai. The first one to make it there wins—but watch out for those slippery slides!



43 COMMANDMENT 10 Do not be jealous	44	45 COMMANDMENT 8 Do not steal	46	47 COMMANDMENT 6 Do not kill	48	49
42			40 	39 		
29 COMMANDMENT 9 Do not be a false witness	30	31	32	33	34	35 COMMANDMENT 6 Do not kill
28 	27		26 	25 	24 COMMANDMENT 7 Do not be immoral	22
15 COMMANDMENT 2 Trust in Hashem and don't serve anything else	16	17 COMMANDMENT 5 Honor your parents	18	19 	20	21
14			12	11	10	9
START	2 	3	4 	5	6	7 COMMANDMENT 1 Believe in Hashem the one & only G-d
			4 COMMANDMENT 4 Keep Shabbat holy			8 COMMANDMENT 3 Choose your words carefully and don't use Hashem's name in vain
						7 



## Mini Mountains


### YOU WILL NEED:

- **Chocolate cupcakes**
- **Icing, various colors**
- **Decorating tip + Piping bag**
- **Flower sprinkles / decorative candies**
- **Graham crackers or marshmallows or wafers**

The Kids  
**SHAVUOT**  
Tool Box

<b>BAKING TIME</b>	35 Min
<b>DECORATING</b>	15 Min
<b>YIELDS</b>	24

### INSTRUCTIONS:



1. Bake chocolate cupcakes and let them cool. You can use store bought cake mix or use the recipe provided on the next page.
2. Spread icing on each cupcake. You can use store bought icing or use the recipe provided on the next page.
3. Prepare your decorating tip and piping bag: Snip off a small tip of the piping bag and place the decorating tip in the bottom of the bag. Fold the bag at least halfway down over your hand. Using your other hand fill the bag with icing and press it down into the bag. Tie it with a rubber band.
4. Hold the icing bag above the cupcake. Gently squeeze the icing out of the bag while moving your hand to shape it into flower designs. Use different methods to experiment! To make different colored flowers, simply remove the decorating tip and fill a new piping bag with a different colored icing.
5. Decorate with flower sprinkles
6. Top with Luchot: these can be 2 marshmallows, 2 gram cracker rectangles or 2 rectangular wafers.



# CHOCOLATE CUPCAKE RECIPE

## INGREDIENTS:

- 2 cups sugar** \_\_\_\_\_
- 1-3/4 cups all-purpose flour** \_\_\_\_\_
- 3/4 cup cocoa** \_\_\_\_\_
- 1-1/2 teaspoons baking powder** \_\_\_\_\_
- 1-1/2 teaspoons baking soda** \_\_\_\_\_
- 2 eggs** \_\_\_\_\_
- 1 cup milk** \_\_\_\_\_
- 1/2 cup vegetable oil** \_\_\_\_\_
- 2 teaspoons vanilla extract** \_\_\_\_\_
- 1 cup boiling water** \_\_\_\_\_

## INSTRUCTIONS:

- » Heat oven to 350°F.
- » Place a cupcake liner in each muffin tin.
- » Mix flour, cocoa, baking powder, baking soda, and salt in a large bowl.
- » Add eggs, milk, oil and vanilla extract. Beat on medium speed of electric mixer for 2 minutes. Stir in boiling water.
- » Fill muffin cups 1/2 full with batter.
- » Bake for 22 to 25 minutes or until a wooden pick inserted in the center comes out clean. Cool completely.



# ICING RECIPE

## INGREDIENTS:

- 3 cups powdered sugar** \_\_\_\_\_
- 1/3 cup butter, softened** \_\_\_\_\_
- 1 1/2 teaspoons vanilla** \_\_\_\_\_
- 1 to 2 tablespoons milk** \_\_\_\_\_
- A few drops of food coloring** \_\_\_\_\_

## INSTRUCTIONS:

In a medium bowl, mix powdered sugar and butter with a spoon or electric mixer on low speed. Stir in vanilla and 1 tablespoon of the milk. Gradually beat in just enough remaining milk to make icing smooth and spreadable. If frosting is too thick, beat in more milk, a few drops at a time. If frosting becomes too thin, beat in a small amount of powdered sugar. Add a few drops of food coloring to add a tint of color to the icing. To make more than 1 color icing, first separate the plain icing into different containers and then tint each one with a different color.





## 10 Commandments

On the morning of the 6th of Sivan the Jewish people were camped at the foot of Mount Sinai. They woke up to thunder and lightning, a loud, powerful shofar blast, and a thick cloud at the top of the mountain. Trembling in awe and fear, they gathered at the foot of the mountain as Moshe went up, alone, to the top. Against this incredible backdrop, G-d announced the Ten Commandments. The Jewish people had just received the most precious gift from Hashem, the Torah.

On Shavuot, Hashem gives us the Torah all over again. We hear the Ten Commandments, and it's as if we are receiving the Torah for the very first time. This year, when we can't hear them in synagogue, we'll read the Ten Commandments at home with our families. Take a deep breath, because you're about to receive a gift that will change your life!

Stand up and imagine yourself at Har Sinai, getting ready to receive the Torah. Close your eyes and take a deep breath. Open your eyes and read the 10 commandments out loud. Invite your mom, dad, brother or sister to join and listen.

	<p>לא תרצח <b>Don't kill.</b></p>	<p>I do not embarrass, insult, or hurt anyone in any way.</p>
	<p>לא תנאף <b>Do not act unfaithfully in marriage</b></p>	<p>I am trustworthy and loyal to my family and friends.</p>
	<p>לא תגנב <b>Don't steal.</b></p>	<p>I respect the property and rights of others.</p>
	<p>לא תענה ברעך עד שקר <b>Don't be a false witness.</b></p>	<p>I am always honest and truthful.</p>
	<p>לא תחמד: <b>Don't be jealous.</b></p>	<p>I am happy with all that I have, and who I am.</p>
	<p>אנכי ה' אלקיך <b>Hashem is the only G-d.</b></p>	<p>I believe that G-d, and only G-d, created the world.</p>
	<p>לא יהיה לך אלהים אחרים עלי-פני <b>Don't make or serve idols.</b></p>	<p>I only put my trust in G-d. I do not worship anything else, like money, fame, sports, or fashion.</p>
	<p>לא תשא את-שם-ה' אלקיך לשוא <b>Do not use G-d's name in vain.</b></p>	<p>I use my words carefully. G-d's name is holy, I must make sure not to use it falsely or unnecessarily.</p>
	<p>זכור את-יום השבת לקדשו <b>Keep the Shabbat holy.</b></p>	<p>At the end of each week I take a pause to rest, pray, and think about my relationship with G-d.</p>
	<p>כבד את-אביך ואת-אמך <b>Honor your parents.</b></p>	<p>I respect and appreciate my parents and elders.</p>





# SPECIAL MISSION

## Kids Torah

### THE CHILDRENS' TORAH IT'S WRITTEN JUST FOR YOU!



#### WHAT IS A TORAH SCROLL?

The entire 5 books of Moses are written with a special pen, called a quill on special paper made out of parchment. In order for a Torah Scroll to be kosher it can not be missing even a single letter.

#### THE CHILDREN'S TORAH

This Torah is special. Based on a campaign started by the Lubavitcher Rebbe, the Torah is written just for children in the holy city of Jerusalem, Israel.

#### YOUR OWN LETTER

Every child gets to buy his or her own personal letter in the Children's Torah. You'll even receive a special certificate with your Jewish name on it!

#### BY THE NUMBERS

1. There are **304,805** letters in a Torah Scroll.
2. The first Children's Torah was launched on 11 Nissan **5741**, April 15, **1981**.
3. **5** Torah Scrolls have been written just for children, and the 6th is underway.
4. **2,000,000** children so far have bought letters.

#### UNITED AS ONE!



By everyone buying a letter in this Torah, we all become united together as one! Just like every letter is needed to complete a Torah Scroll, so too the Jewish people are only complete with every single one of YOU!






The Kids  
**SHAVUOT**  
Tool Box



## Kids Power

The entire Jewish nation, close to 3 million people, were gathered at  waiting for the most amazing event ever! Hashem was going to speak to them and give them His .

But wait!  Hashem had a serious concern, "I have been waiting over 2,400 years to give my most precious  to a worthy nation. How can I be sure that the Jewish people will continue keeping the Torah in the future?"

Hashem told the Jewish people "Provide me with a guarantee that my  will be kept and cherished forever. Give me an acceptable guarantor and then I will give you the Torah!"


With confidence the Jews answered, "Our amazing forefathers, will be our guarantors!"













Hashem was not satisfied. "They were no longer alive, how could they be guarantors?"

Then the people said, "Our  will be our guarantors!"

Hashem was still not satisfied. "Even great leaders can't guarantee the future."

Finally the Jews said, "Our  will be our guarantors! We promise to teach our children Torah in a way that they will teach their children! They will be our guarantors!"

Now, Hashem was finally . "The children are sure to be good guarantors. Because of them, I will give you the Torah!" Hashem knew that He could count on the  and  to make sure the Jewish people would  the Torah, learn it, and do its holy Mitzvahs.

It's through Jewish children learning and following the Torah, that will ensure that the Torah will never be forgotten. They will pass the Torah on to their children, and they to their children, and on, and on forever. YOU are part of a  going all the way back over 3,000 years to when the Torah was given! It's up to you to make sure that the golden chain of Judaism continues to be passed down to the next generation. Your  and  have been teaching you  and  and in the future you will be able to teach your children and continue that .



# CELEBRATE SHAVUOT

**Kids, Shavuot is your special holiday!** So, make sure you are ready to receive the Torah!

## THE SHAVUOT MITZVAH MISSIONS:

Go to [www.jewishmelbourne.com.au/shavuot2020](http://www.jewishmelbourne.com.au/shavuot2020) after nightfall on May 30, fill in your missions/details and earn an icecream from ColdRock- Details there.

### Instructions:

Do the Shavuot missions! Check them off at [ckids.net/th](http://ckids.net/th) to enter a raffle for these awesome prizes.



○ I set up/lit the holiday candles on May 28th, before sunset  
*See instructions and blessing below*



○ I set up/lit the holiday candles on May 29th, before sunset  
*See instructions and blessing below*



○ I experienced the giving of the Torah by doing the Ten Commandments challenge



○ I made the blessing and ate something dairy



○ I bought a letter in the Children's Torah Scroll  
*Be a part of a special Torah scroll written exclusively for children. Buy a letter and unite with Jewish children from all over the world.*  
[kidstorah.org/buy-a-letter](http://kidstorah.org/buy-a-letter)



SNOW CONE MAKER



LIGHT UP GLOVES



BOP IT GAME



FOR EVERY 18 SUBMISSIONS THERE WILL BE A RAFFLE FOR A TZIVOS HASHEM T-SHIRT!

Raffle will be drawn on Wednesday, June 3rd

**Candle Lighting Times**  
Day 1: 4:52 pm  
Day 2: 4:52 pm

### CANDLE LIGHTING INSTRUCTIONS

Boys and girls set up the candles. There should be at least two for your mother and one for each girl to light. Light the candles then, circle your arms around them three times. Cover your eyes and say the following blessings:

2

ברוך אתה אלהי אבינו מלך העולם  
שהתקינו וקיימנו והגיענו לזמן הזה:

Baruch ata ah-do-noi elo-hey-nu melech ha-olam, she-he-chiyanu v'ki-yemanu v'hi-giyanu li-zman ha-zeh.

*Blessed are You, L-rd our G-d, King of the universe, who has granted us life, sustained us, and enabled us to reach this occasion.*

1

ברוך אתה אלהי אבינו מלך העולם אשר  
קדשנו במצותיו וצונו להדליק נר של  
שבת ושל (on May 29 add)

Baruch ata ah-do-noi elo-hey-nu melech ha-olam, asher ki-dishanube-mitz-votav v'tzivanu lihadlik ner shel (on May 29 add shabbos v'shel) yom tov.

*Blessed are You, L-rd our G-d, King of the universe, who has sanctified us with His commandments, and commanded us to kindle the Shabbat and Yom Tov light.*

